


Bat Halloween Patterns

This file contains the following patterns:



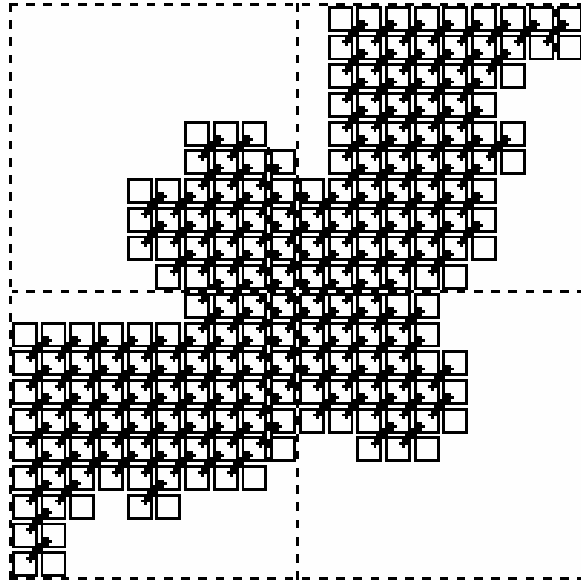
Magnets

Coaster

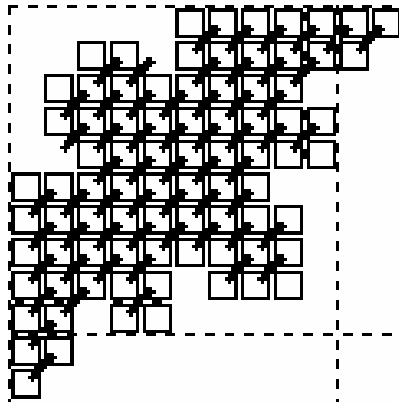
Mini Treat Bag

Bat Halloween Patterns

Magnets



Holes: 22 wide by 22 high
Sized for a Magnet



Tiny Bat
Holes: 12 w by 12 h
Sized for a small Magnet or Pin


Mary Zoellner and Mountain Harmony Creations own the copyright to this pattern.

You may not sell this pattern or offer it to others as your own.

Please refer interested parties to www.mountainharmony.com/crafts/ for this and other MHC patterns.

Bat Halloween Patterns

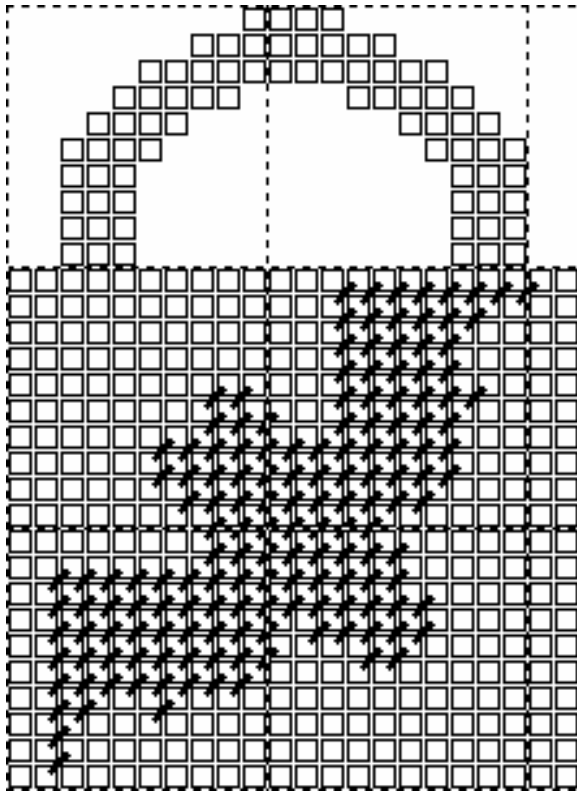
Coaster



Holes: 28 wide by 28 high
Sized for a Coaster


Bat Halloween Patterns

Mini Treat Bag



Bag Front & Back

Holes: 22 wide by 30 high
(cut & stitch 2)



Bag Side

Holes: 14 wide x 20 high
(cut & stitch 2)

Bag Bottom

Holes: 22 wide x 14 high
(cut 1, leave unstitched)

Cut pieces and stitch as diagrammed.

Stitch background with a contrasting color,

Or

Stitch on colored canvas & leave background unstitched.

With the Overcast stitch, in desired color, attach:
the sides to each other and the sides to the bottom.

Then Overcast the top edges & handles.