


Halloween Mini Treat Bags



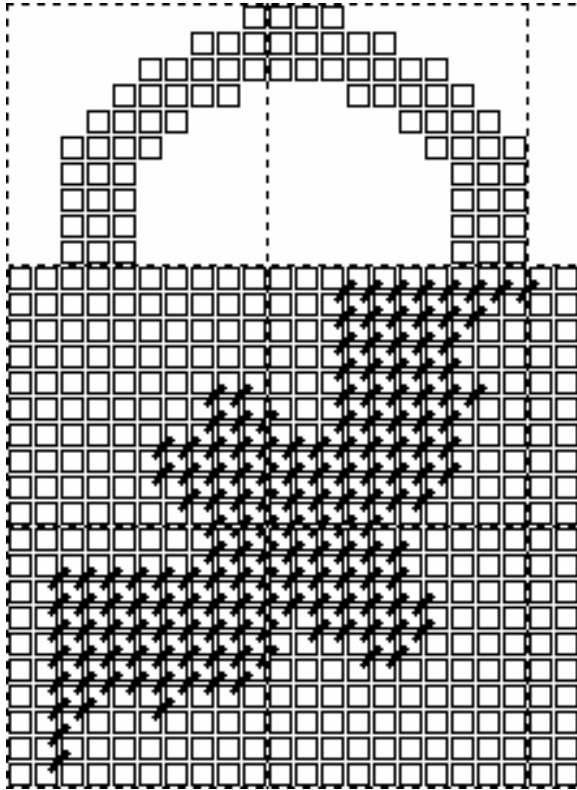
Mary Zoellner and Mountain Harmony Creations own the copyright to this pattern.

You may not sell this pattern or offer it to others as your own.

Please refer interested parties to www.mountainharmony.com/crafts/ for this and other MHC patterns.


Halloween Mini Treat Bags

Bats



Bag Front & Back

Holes: 22 wide by 30 high
(cut & stitch 2)



Bag Side

Holes: 14 wide x 20 high
(cut & stitch 2)

Bag Bottom

Holes: 22 wide x 14 high
(cut 1, leave unstitched)

Cut pieces and stitch as diagrammed.
Stitch background with a contrasting color,

Or

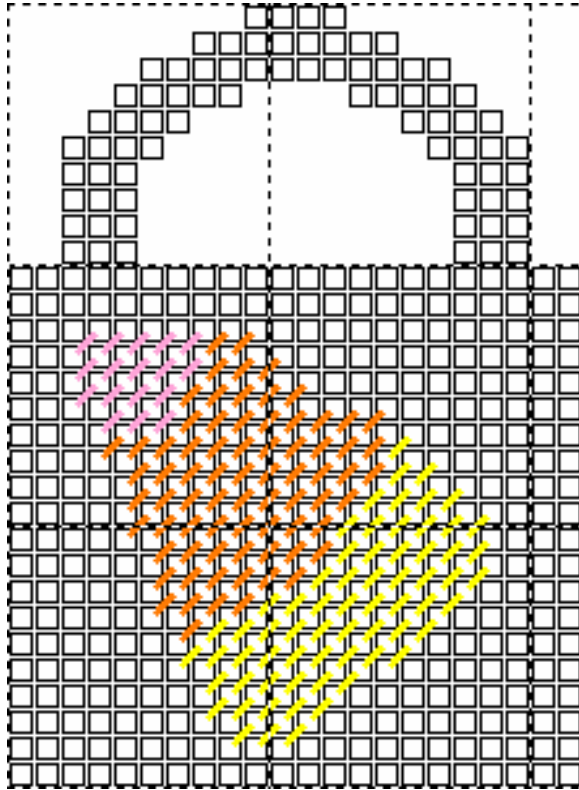
Stitch on colored canvas & leave background unstitched.

With the Overcast stitch, in desired color, attach:
the sides to each other and the sides to the bottom.

Then Overcast the top edges & handles.

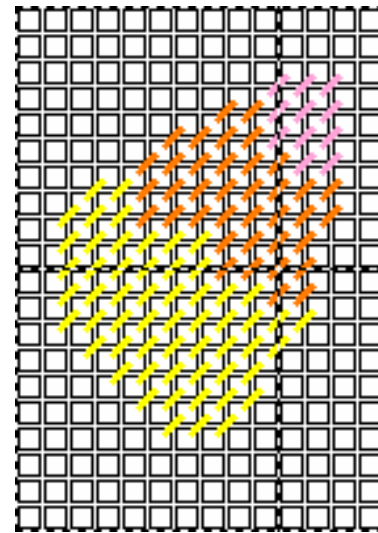
Halloween Mini Treat Bags

Candy Corn



Bag Front & Back

Holes: 22 wide by 30 high
(cut & stitch 2)



Bag Side

Holes: 14 wide x 20 high
(cut & stitch 2)

Bag Bottom

Holes: 22 wide x 14 high
(cut 1, leave unstitched)

Cut pieces and stitch as diagrammed.
Stitch background with a contrasting color,

Or

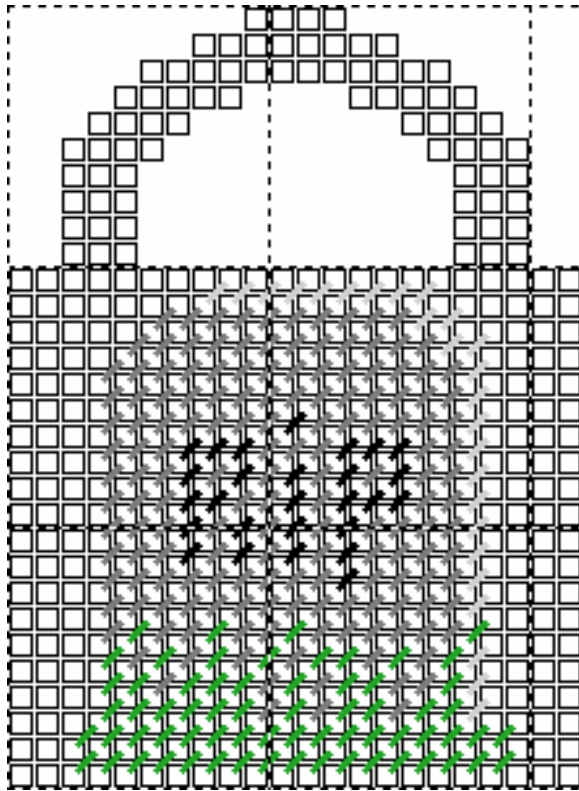
Stitch on colored canvas & leave background unstitched.

With the Overcast stitch, in desired color, attach:
the sides to each other and the sides to the bottom.

Then Overcast the top edges & handles.


Halloween Mini Treat Bags

Tombstone



Bag Front & Back

Holes: 22 wide by 30 high
(cut & stitch 2)



Bag Side

Holes: 14 wide x 20 high
(cut & stitch 2)

Bag Bottom

Holes: 22 wide x 14 high
(cut 1, leave unstitched)

Cut pieces and stitch as diagrammed.
Stitch background with a contrasting color,
Or

Stitch on colored canvas & leave background unstitched.

With the Overcast stitch, in desired color, attach:
the sides to each other and the sides to the bottom.
Then Overcast the top edges & handles.

Mary Zoellner and Mountain Harmony Creations own the copyright to this pattern.

You may not sell this pattern or offer it to others as your own.

Please refer interested parties to www.mountainharmony.com/crafts/ for this and other MHC patterns.